

Institute of Archaeologists of Ireland - Survey

Thursday, April 04, 2024

204

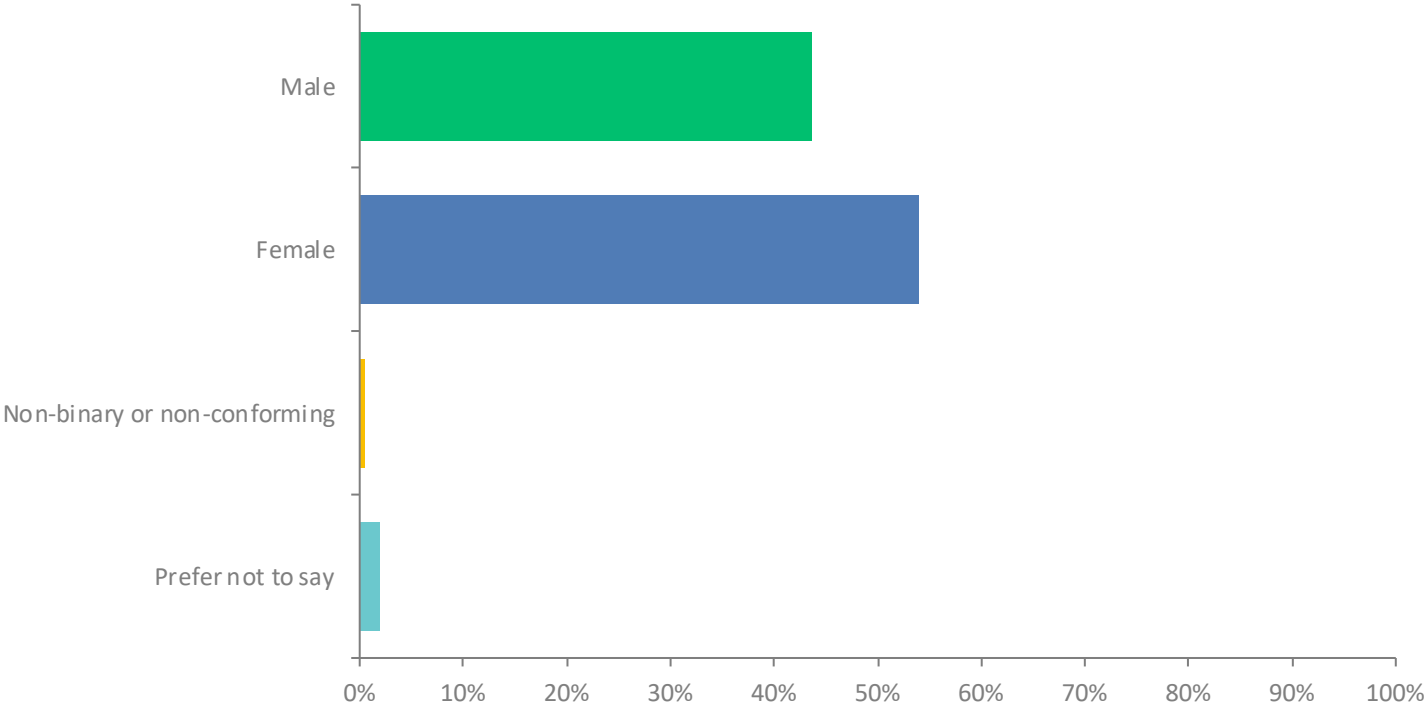
Total Responses

Date Created: Tuesday, March 12, 2024

Complete Responses: 204

Q1: What is your gender?

Answered: 204 Skipped: 0



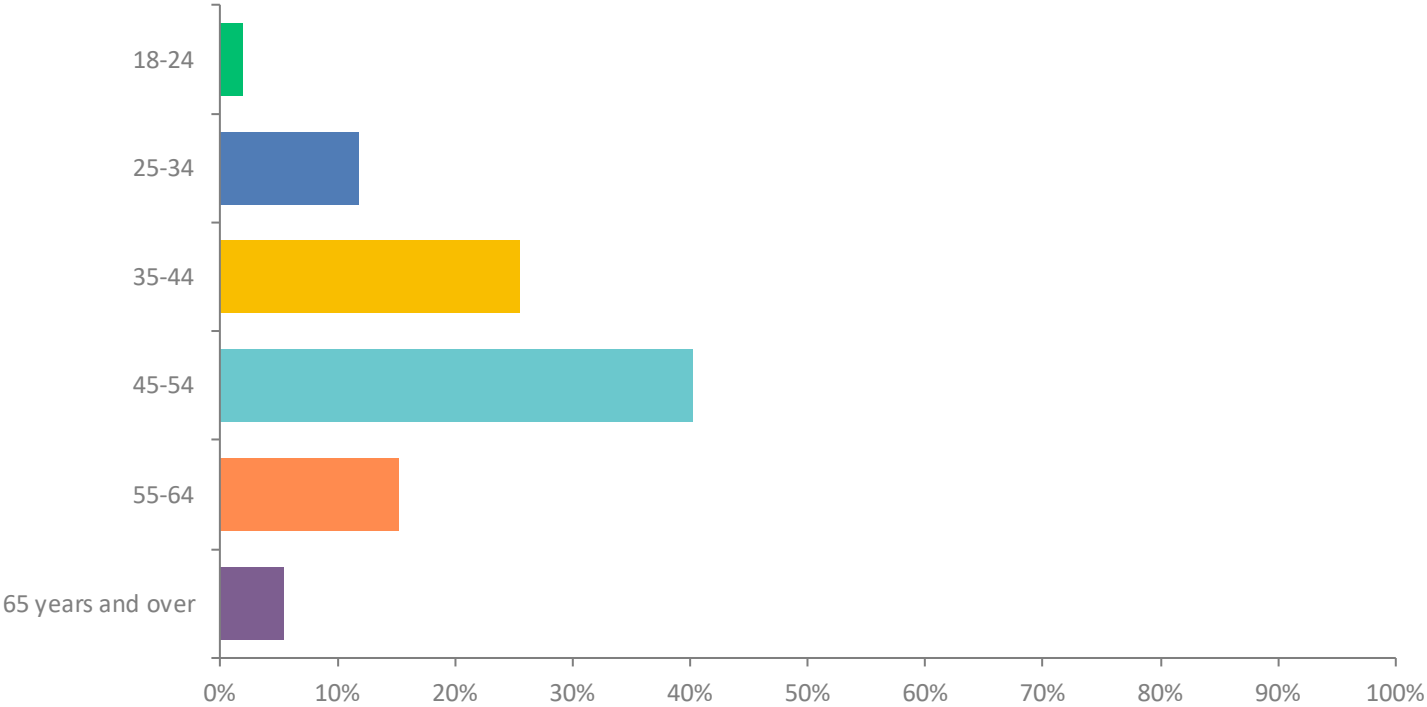
Q1: What is your gender?

Answered: 204 Skipped: 0

ANSWER CHOICES	RESPONSES	
Male	43.63%	89
Female	53.92%	110
Non-binary or non-conforming	0.49%	1
Prefer not to say	1.96%	4
TOTAL		204

Q2: What is your age?

Answered: 204 Skipped: 0



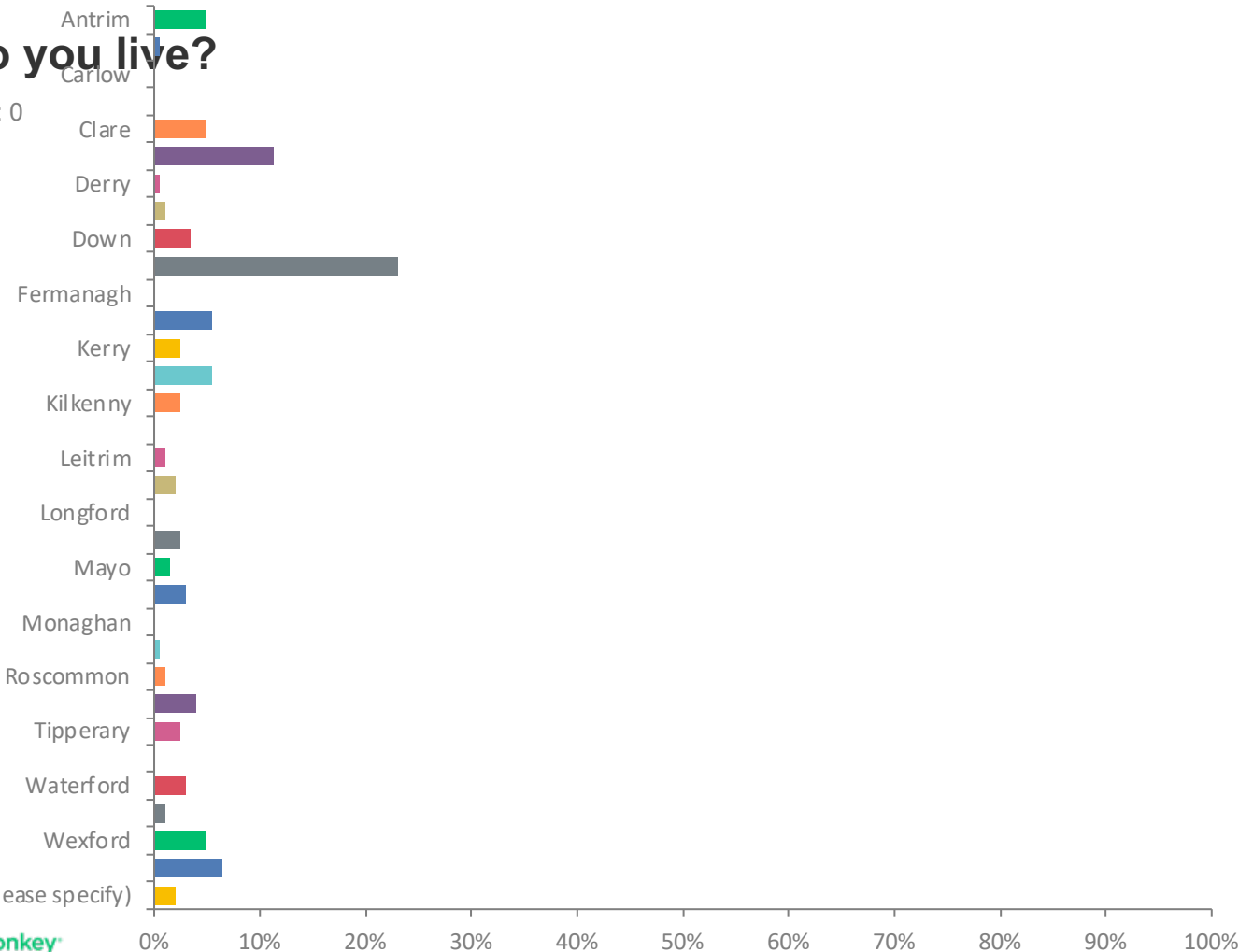
Q2: What is your age?

Answered: 204 Skipped: 0

ANSWER CHOICES	RESPONSES	
18-24	1.96%	4
25-34	11.76%	24
35-44	25.49%	52
45-54	40.20%	82
55-64	15.20%	31
65 years and over	5.39%	11
TOTAL		204

Q3: Where do you live?

Answered: 204 Skipped: 0



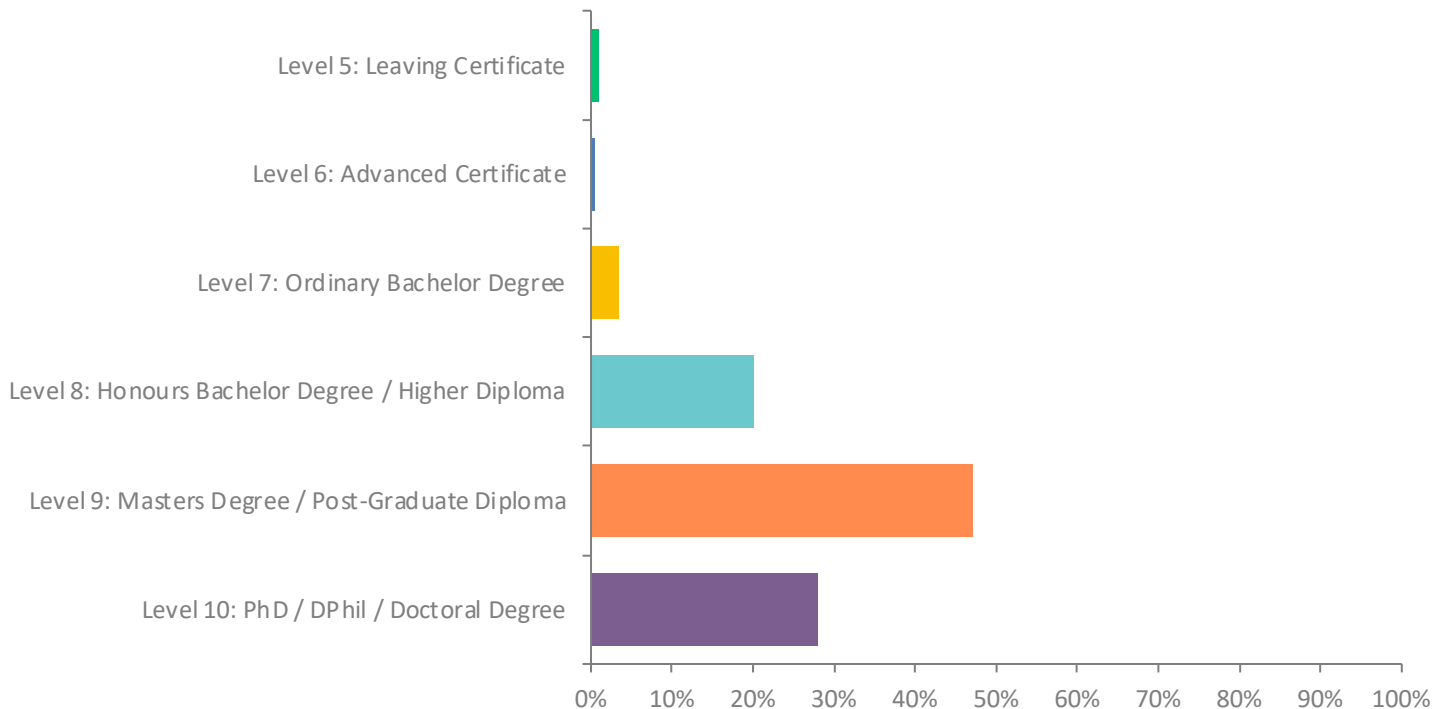
Q3: Where do you live?

Answered: 204 Skipped: 0

ANSWER CHOICES	RESPONSES	
Antrim	4.90%	10
Armagh	0.49%	1
Carlow	0%	0
Cavan	0%	0
Clare	4.90%	10
Cork	11.27%	23
Derry	0.49%	1
Donegal	0.98%	2
Down	3.43%	7
Dublin	22.04%	47

Q5: What is your highest level of qualification per the National Framework for Qualifications?

Answered: 204 Skipped: 0



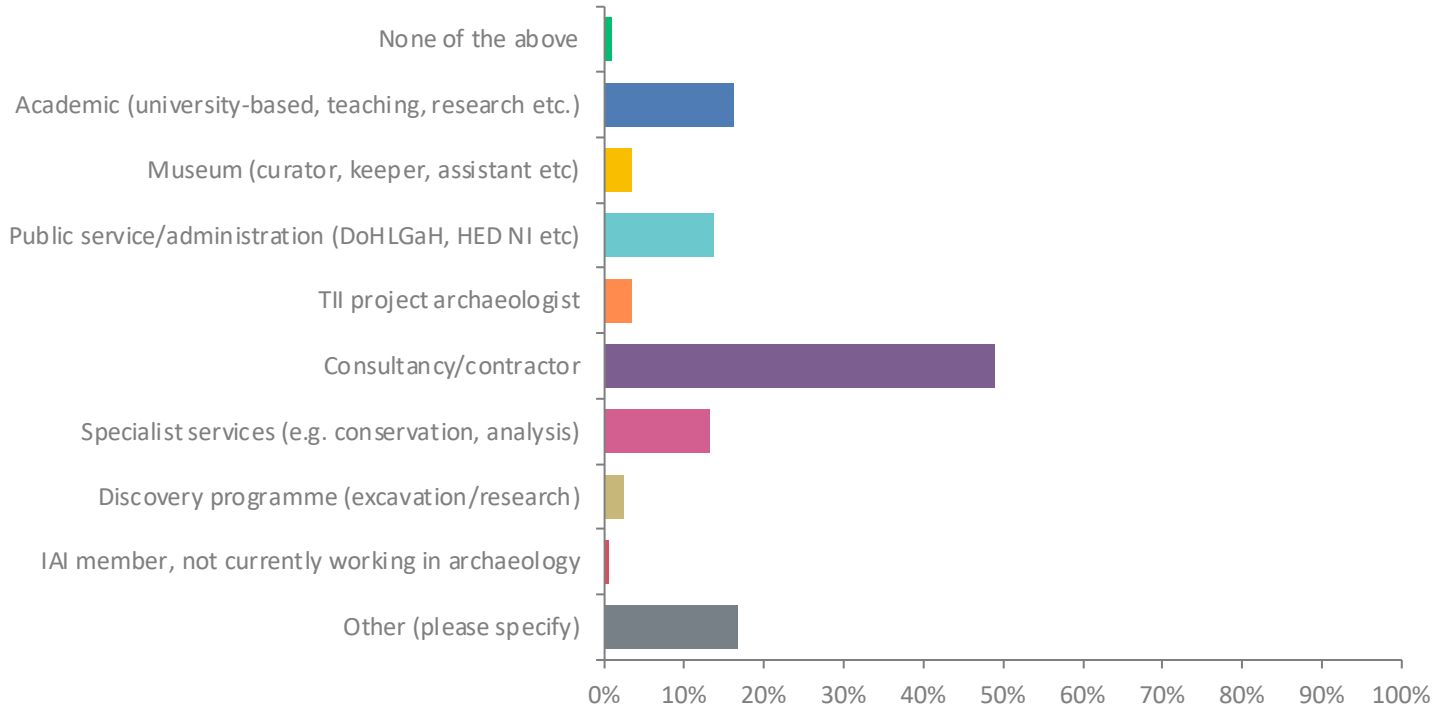
Q5: What is your highest level of qualification per the National Framework for Qualifications?

Answered: 204 Skipped: 0

ANSWER CHOICES	RESPONSES	
Level 5: Leaving Certificate	0.98%	2
Level 6: Advanced Certificate	0.49%	1
Level 7: Ordinary Bachelor Degree	3.43%	7
Level 8: Honours Bachelor Degree / Higher Diploma	20.10%	41
Level 9: Masters Degree / Post-Graduate Diploma	47.06%	96
Level 10: PhD / DPhil / Doctoral Degree	27.94%	57
TOTAL		204

Q6: What is/are your current area(s) of work? Please tick all that apply:

Answered: 204 Skipped: 0



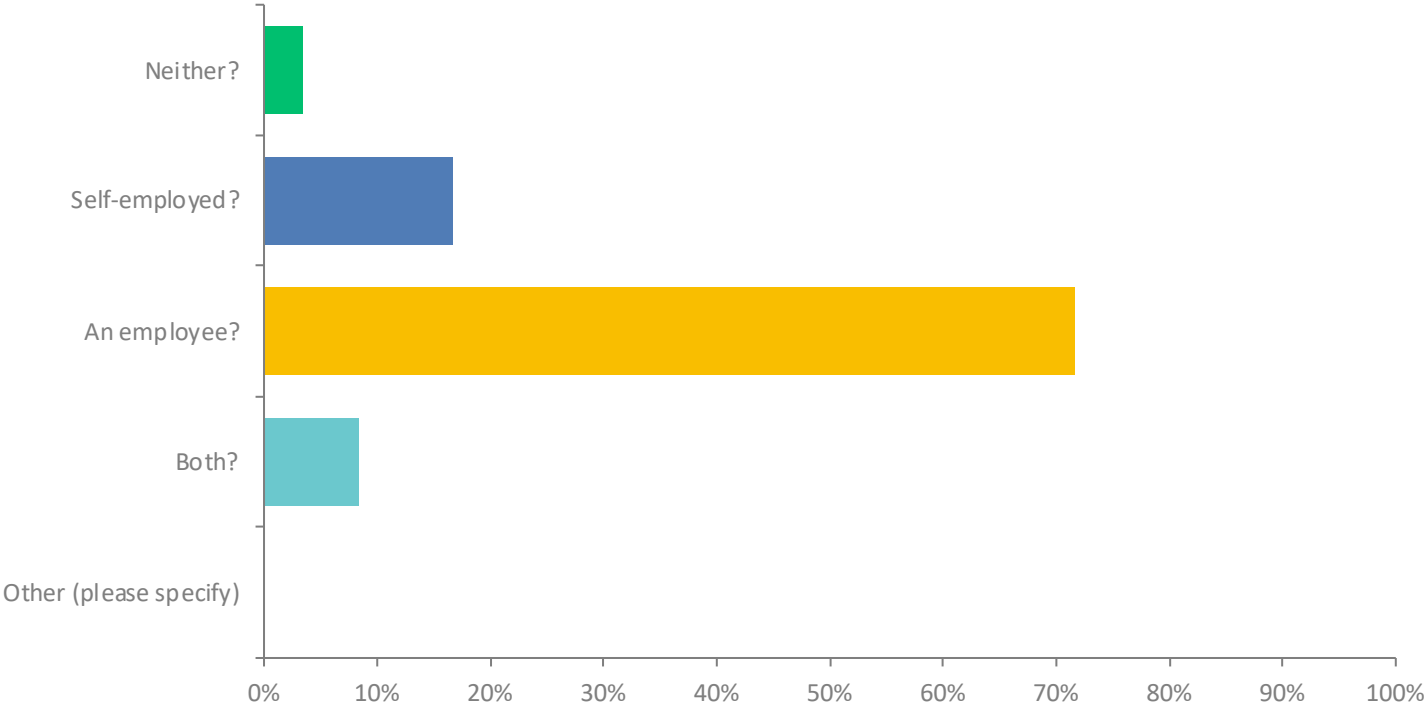
Q6: What is/are your current area(s) of work? Please tick all that apply:

Answered: 204 Skipped: 0

ANSWER CHOICES	RESPONSES	
None of the above	0.98%	2
Academic (university-based, teaching, research etc.)	16.18%	33
Museum (curator, keeper, assistant etc)	3.43%	7
Public service/administration (DoHLGaH, HED NI etc)	13.73%	28
TII project archaeologist	3.43%	7
Consultancy/contractor	49.02%	100
Specialist services (e.g. conservation, analysis)	13.24%	27
Discovery programme (excavation/research)	2.45%	5

Q7: In your present position are you:

Answered: 204 Skipped: 0



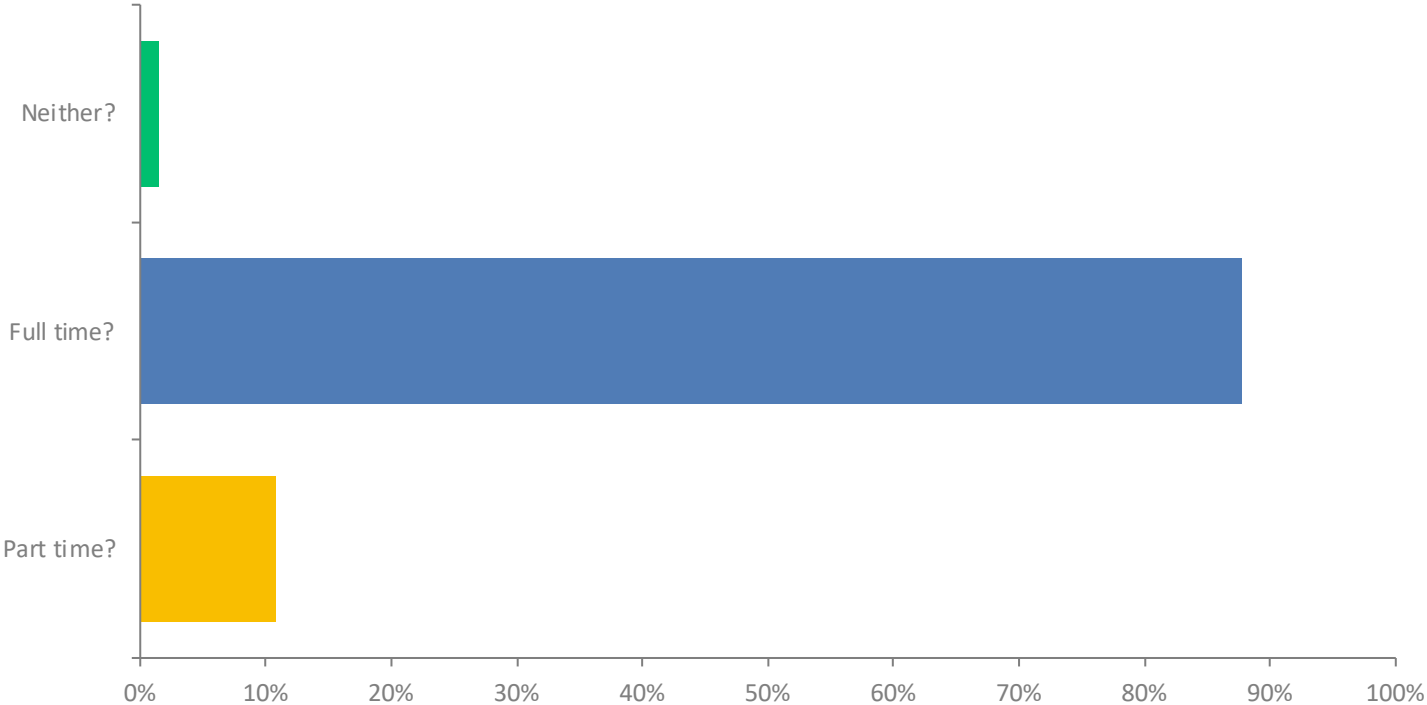
Q7: In your present position are you:

Answered: 204 Skipped: 0

ANSWER CHOICES	RESPONSES	
Neither?	3.43%	7
Self-employed?	16.67%	34
An employee?	71.57%	146
Both?	8.33%	17
Other (please specify)	0%	0
TOTAL		204

Q8: Are you currently working

Answered: 204 Skipped: 0



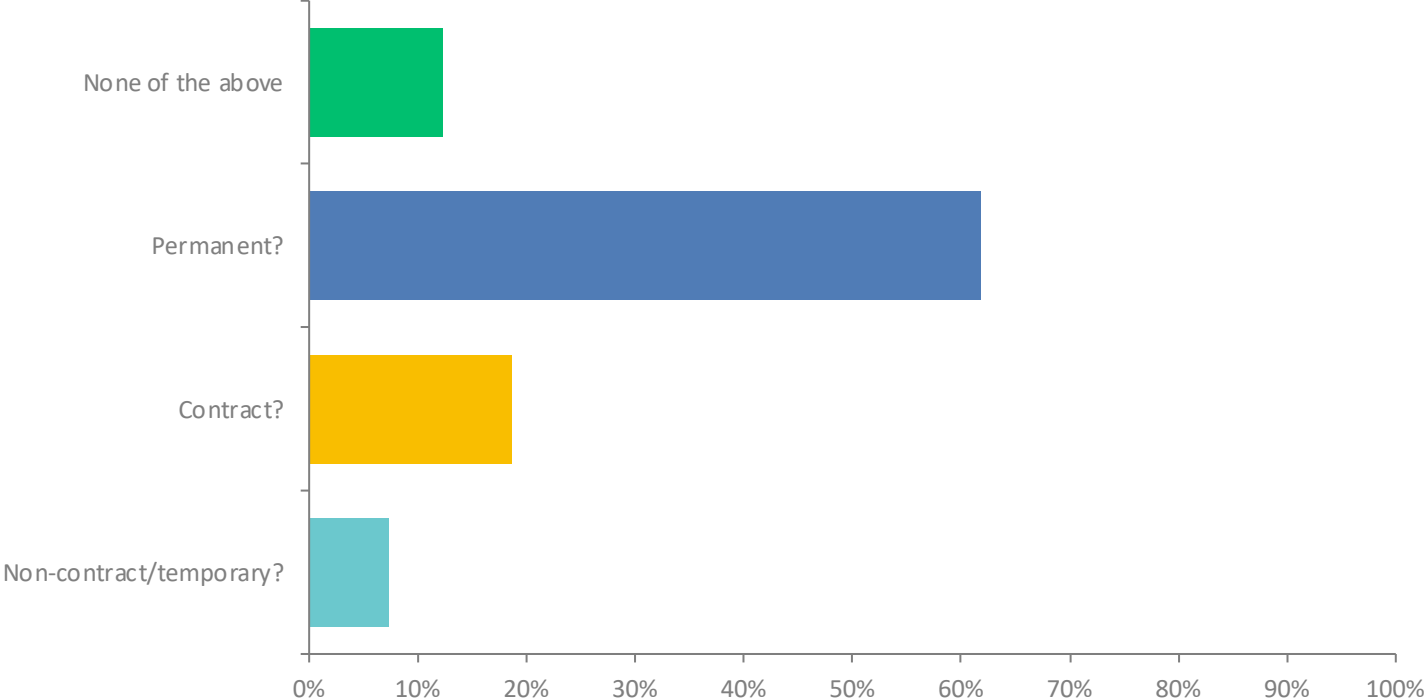
Q8: Are you currently working

Answered: 204 Skipped: 0

ANSWER CHOICES	RESPONSES	
Neither?	1.47%	3
Full time?	87.75%	179
Part time?	10.78%	22
TOTAL		204

Q9: If employed, is your primary employment:

Answered: 204 Skipped: 0



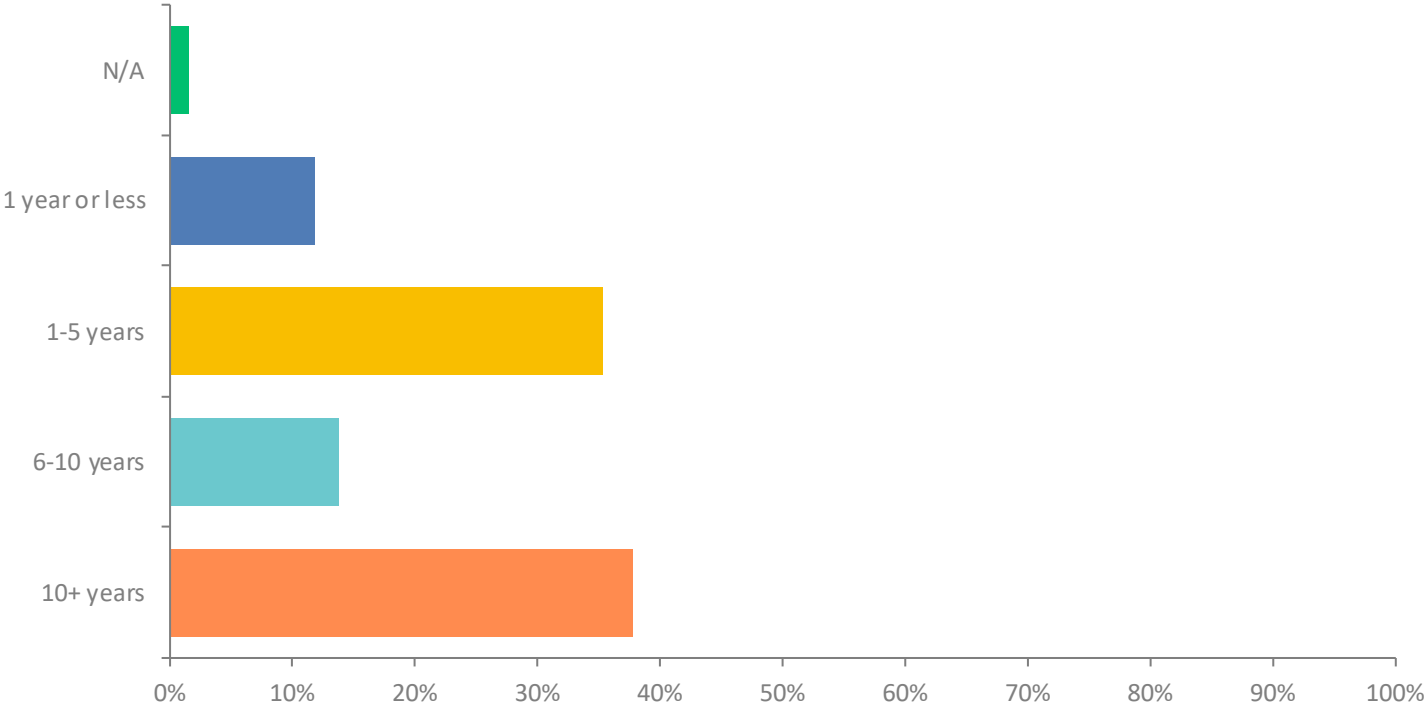
Q9: If employed, is your primary employment:

Answered: 204 Skipped: 0

ANSWER CHOICES	RESPONSES	
None of the above	12.25%	25
Permanent?	61.76%	126
Contract?	18.63%	38
Non-contract/temporary?	7.35%	15
TOTAL		204

Q10: How long have you been working in your present position?

Answered: 204 Skipped: 0



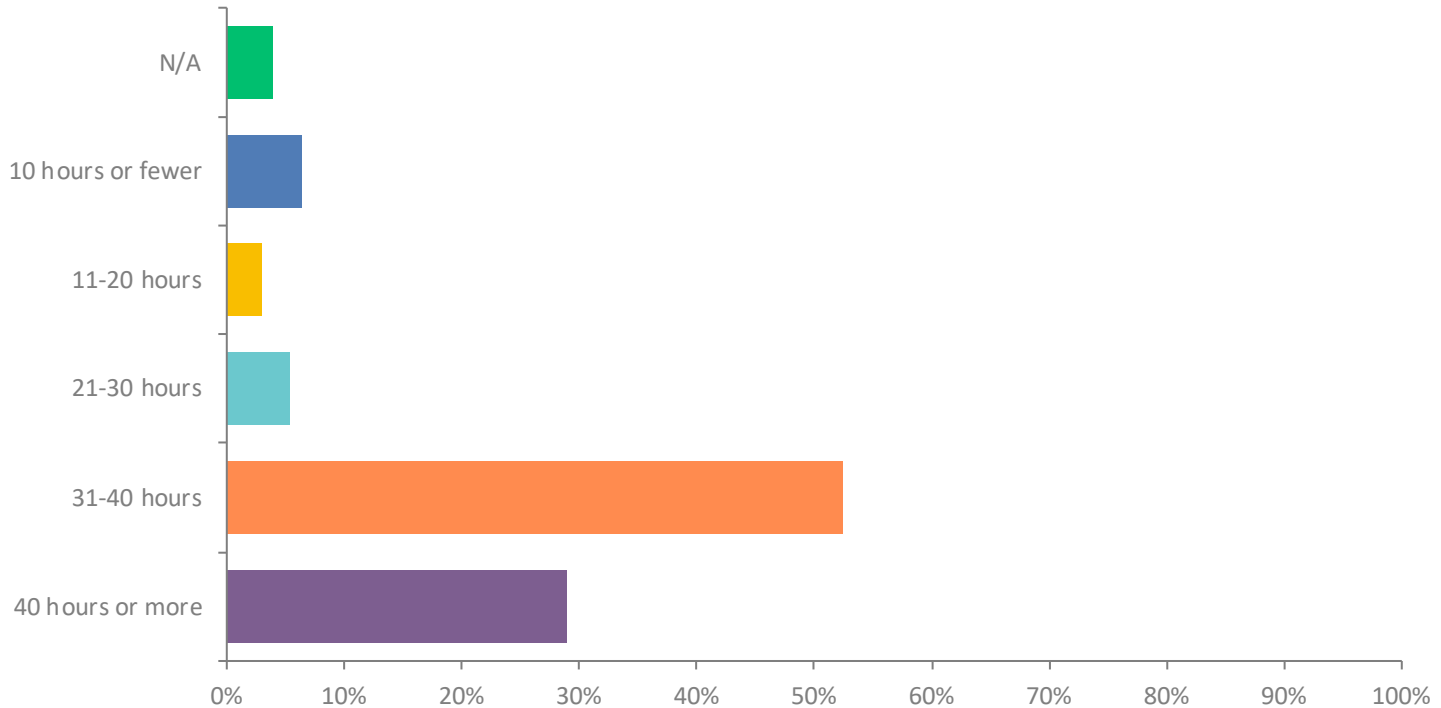
Q10: How long have you been working in your present position?

Answered: 204 Skipped: 0

ANSWER CHOICES	RESPONSES	
N/A	1.47%	3
1 year or less	11.76%	24
1-5 years	35.29%	72
6-10 years	13.73%	28
10+ years	37.75%	77
TOTAL		204

Q11: On average, how many paid hours per week do you work in archaeology?

Answered: 204 Skipped: 0



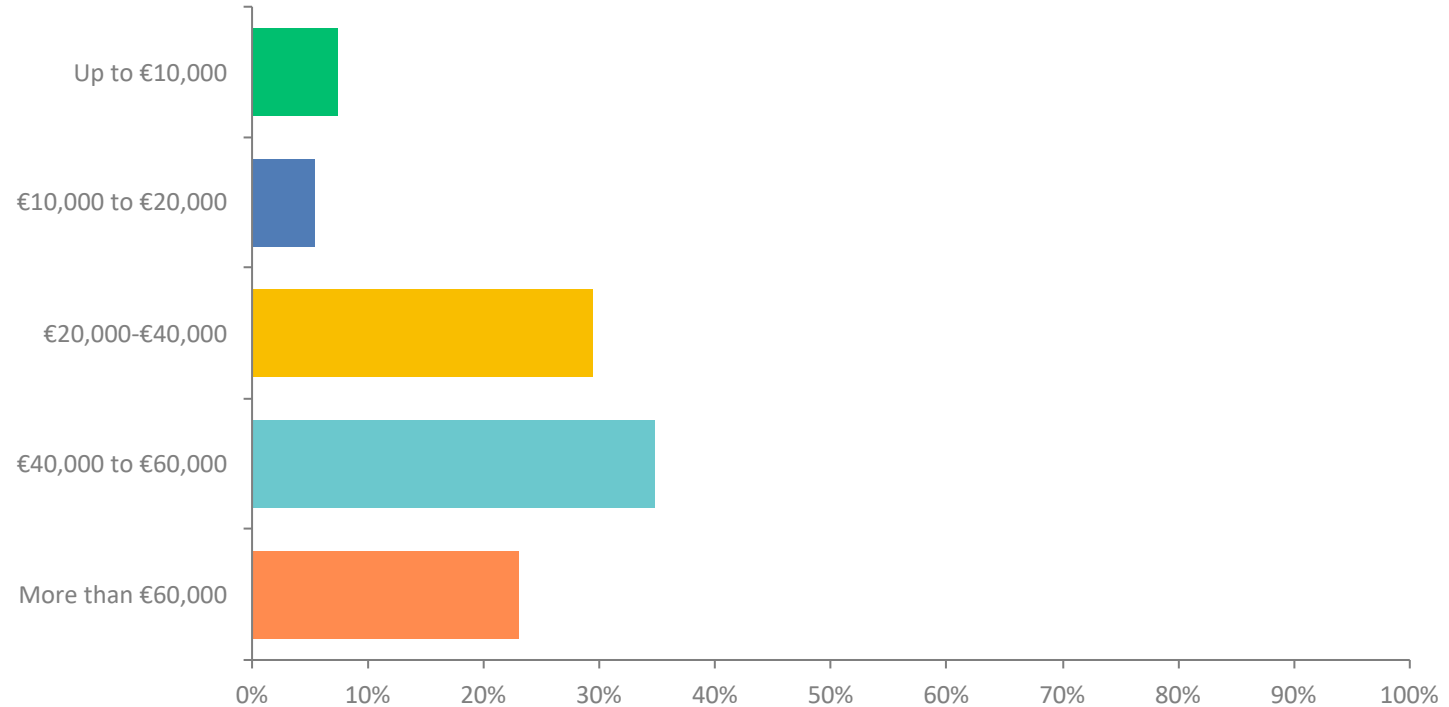
Q11: On average, how many paid hours per week do you work in archaeology?

Answered: 204 Skipped: 0

ANSWER CHOICES	RESPONSES	
N/A	3.92%	8
10 hours or fewer	6.37%	13
11-20 hours	2.94%	6
21-30 hours	5.39%	11
31-40 hours	52.45%	107
40 hours or more	28.92%	59
TOTAL		204

Q12: How much do you earn from archaeology per annum (gross?):

Answered: 204 Skipped: 0



Q12: How much do you earn from archaeology per annum (gross?):

Answered: 204 Skipped: 0

ANSWER CHOICES	RESPONSES	
Up to €10,000	7.35%	15
€10,000 to €20,000	5.39%	11
€20,000-€40,000	29.41%	60
€40,000 to €60,000	34.80%	71
More than €60,000	23.04%	47
TOTAL		204

Q13: What are the most important skills required for your present position? Pick your TOP THREE below:

Answered: 204 Skipped: 0



Q13: What are the most important skills required for your present position? Pick your TOP THREE below:

Answered: 204 Skipped: 0

ANSWER CHOICES	RESPONSES	
Project management / Site management	33.82%	69
Team leadership / Human resource management	17.65%	36
Report compilation	36.76%	75
Liaison with clients, contractors	34.31%	70
Marketing/business development	4.41%	9
Budgeting/financial management	13.73%	28
Research	31.37%	64
Lecturing	10.78%	22
Excavation techniques and practice	19.61%	40

Q14: Does your organisation/employer:

Answered: 204 Skipped: 0



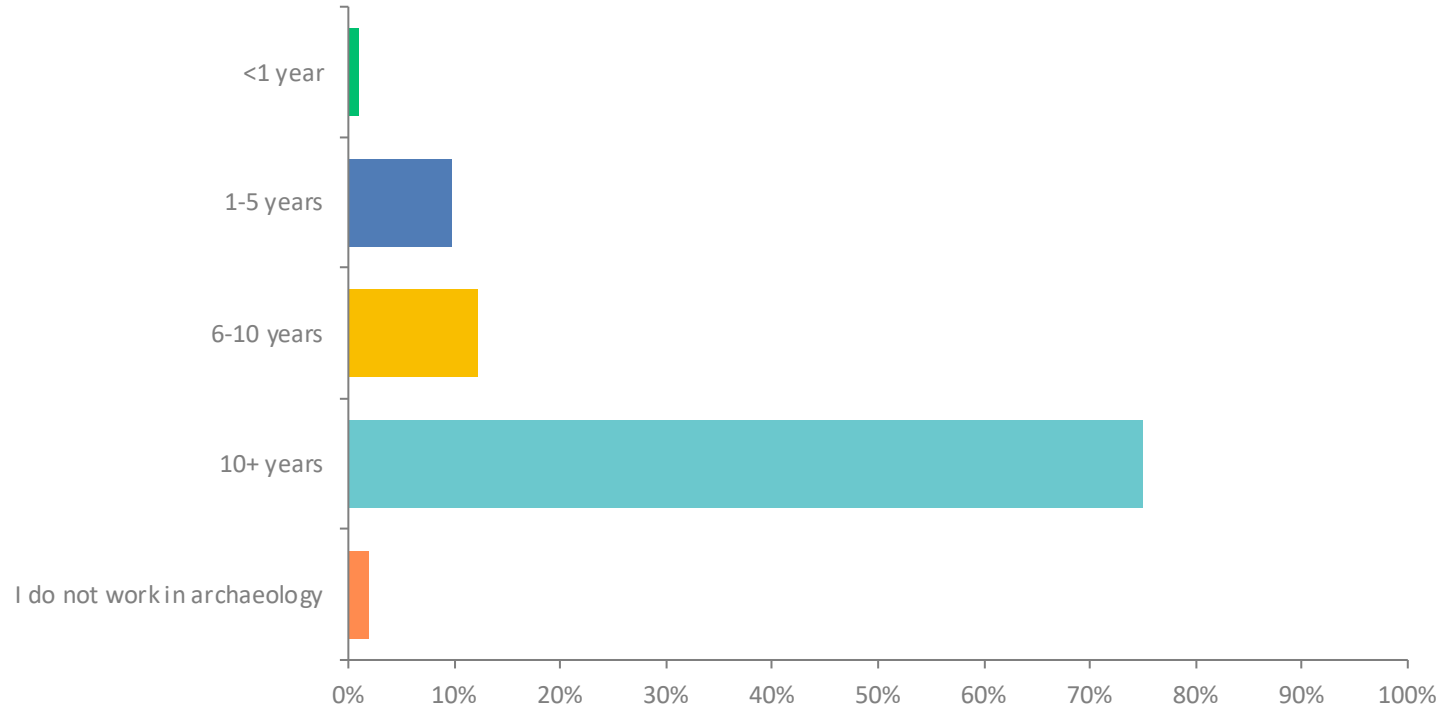
Q14: Does your organisation/employer:

Answered: 204 Skipped: 0

	YES	NO	I DON'T KNOW	TOTAL	WEIGHTED AVERAGE
Provide training courses?	67.16% 137	26.96% 55	5.88% 12	204	1
Encourage you to pursue training/professional development?	78.92% 161	14.71% 30	6.37% 13	204	1
Provide financial support for your training/professional development?	64.04% 130	24.63% 50	11.33% 23	203	1

Q15: For how long have you worked in archaeology?

Answered: 204 Skipped: 0



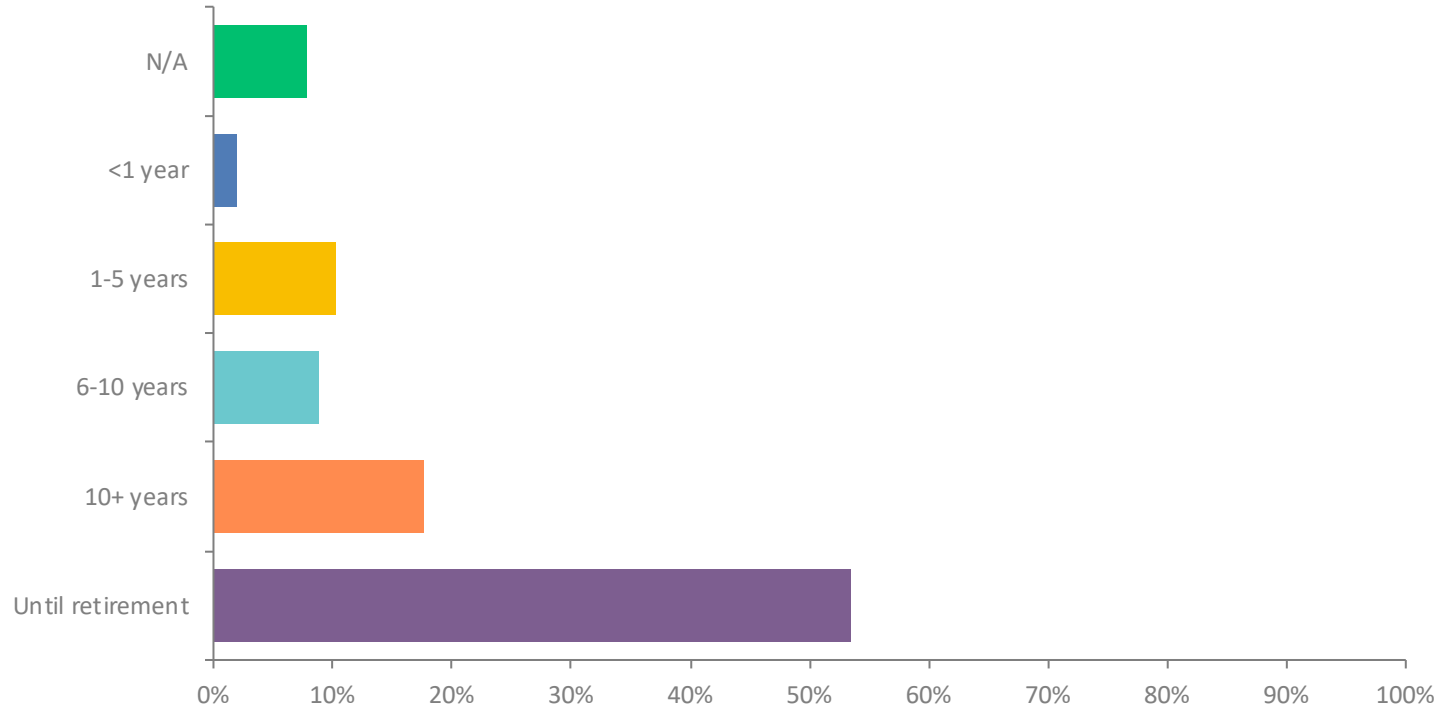
Q15: For how long have you worked in archaeology?

Answered: 204 Skipped: 0

ANSWER CHOICES	RESPONSES	
<1 year	0.98%	2
1-5 years	9.80%	20
6-10 years	12.25%	25
10+ years	75.00%	153
I do not work in archaeology	1.96%	4
TOTAL		204

Q16: How much longer do you see yourself working in archaeology?

Answered: 204 Skipped: 0



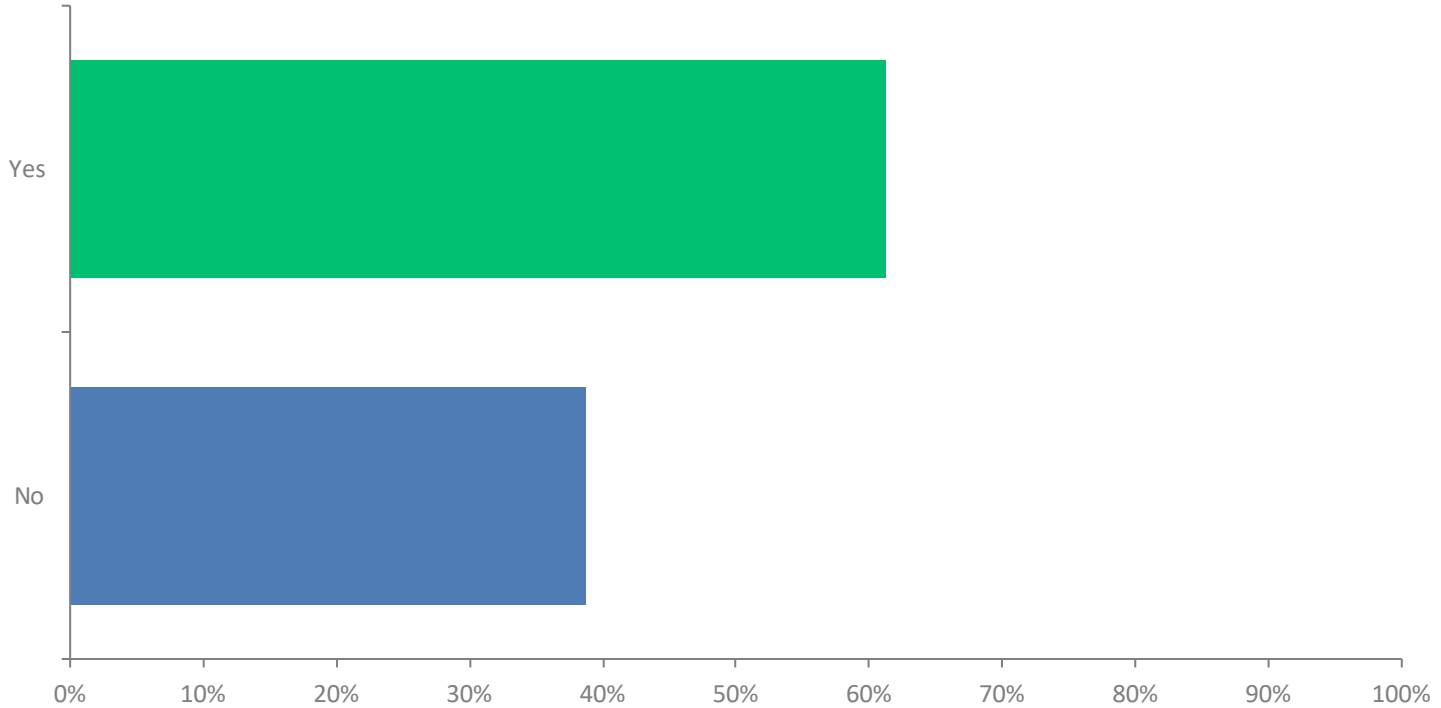
Q16: How much longer do you see yourself working in archaeology?

Answered: 204 Skipped: 0

ANSWER CHOICES	RESPONSES	
N/A	7.84%	16
<1 year	1.96%	4
1-5 years	10.29%	21
6-10 years	8.82%	18
10+ years	17.65%	36
Until retirement	53.43%	109
TOTAL		204

Q17: Do you have a pension plan?

Answered: 204 Skipped: 0



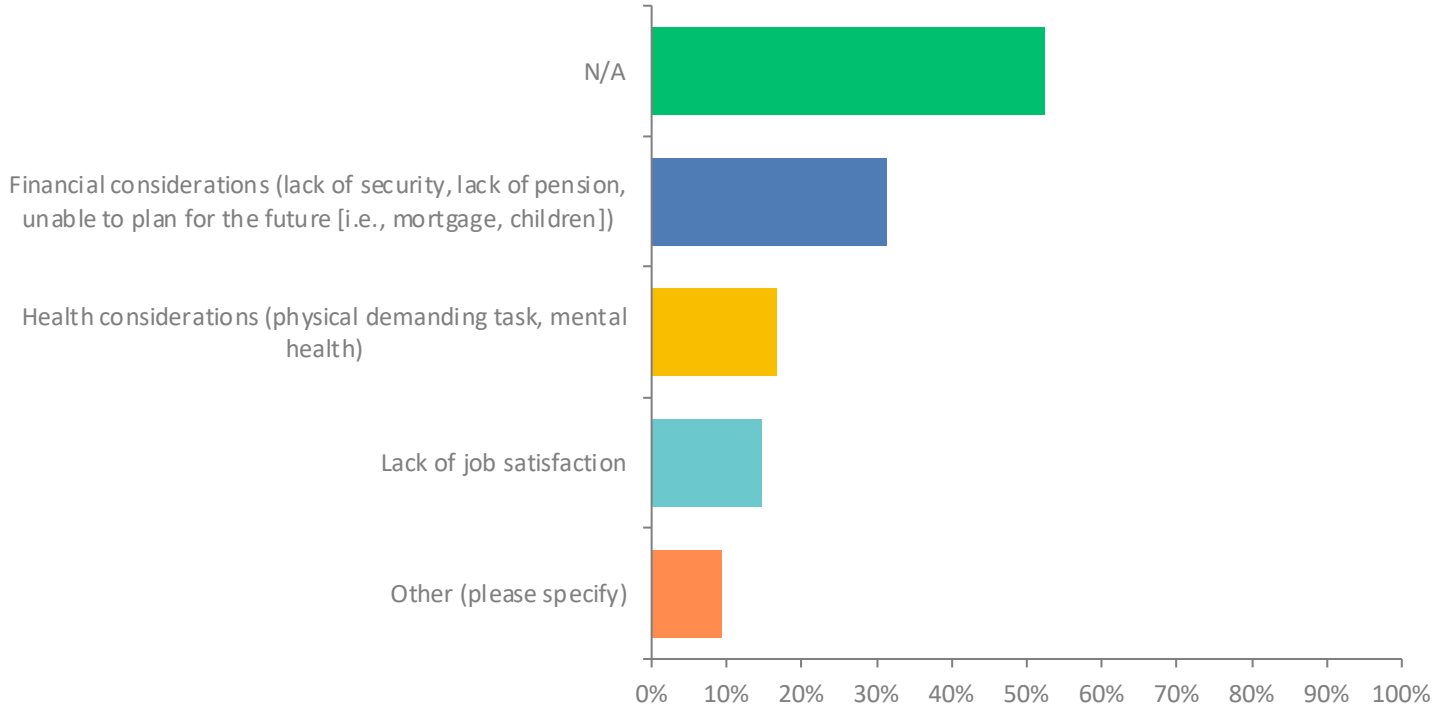
Q17: Do you have a pension plan?

Answered: 204 Skipped: 0

ANSWER CHOICES	RESPONSES	
Yes	61.27%	125
No	38.73%	79
TOTAL		204

Q18: If you are considering leaving the profession, what are the reasons for doing so? (Tick all that apply)

Answered: 204 Skipped: 0



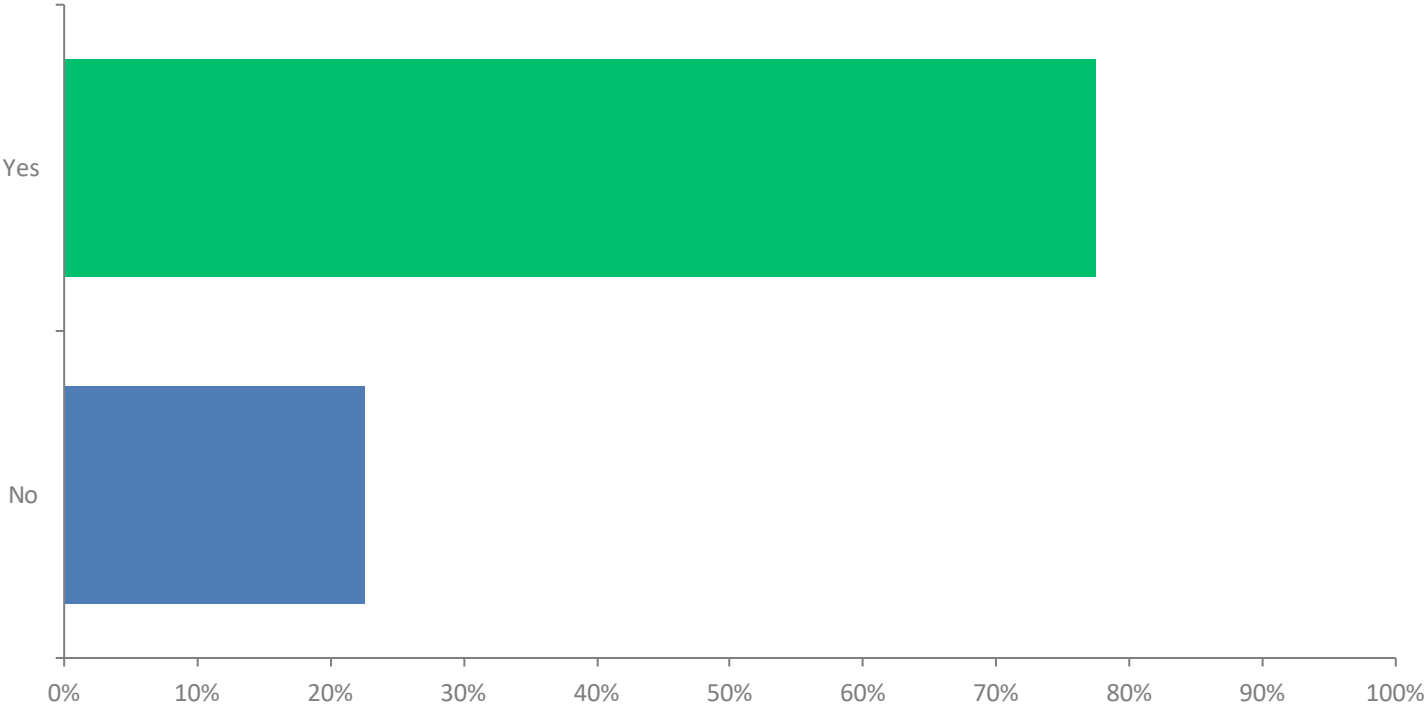
Q18: If you are considering leaving the profession, what are the reasons for doing so? (Tick all that apply)

Answered: 204 Skipped: 0

ANSWER CHOICES	RESPONSES	
N/A	52.45%	107
Financial considerations (lack of security, lack of pension, unable to plan for the future [i.e., mortgage, children])	31.37%	64
Health considerations (physical demanding task, mental health)	16.67%	34
Lack of job satisfaction	14.71%	30
Other (please specify)	9.31%	19
TOTAL		254

Q19: Are you a member of the Institute of Archeologists of Ireland?

Answered: 204 Skipped: 0



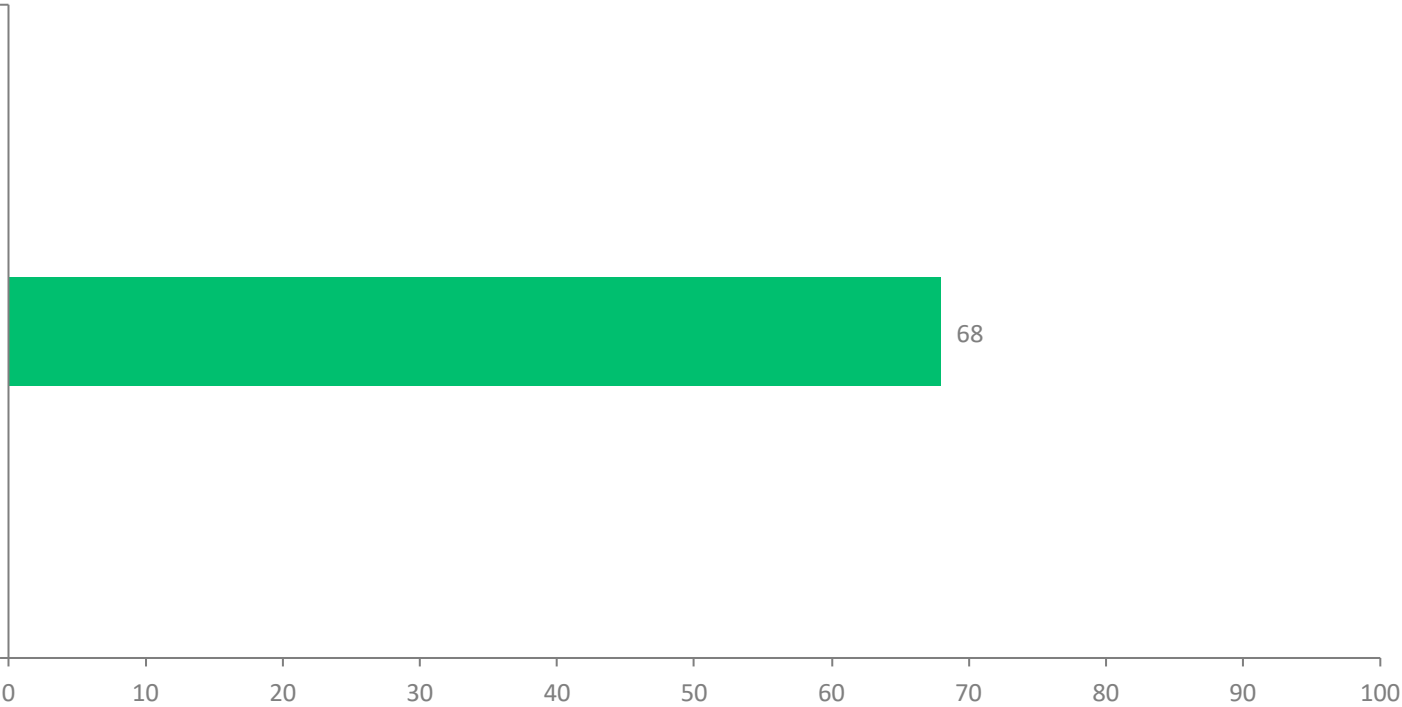
Q19: Are you a member of the Institute of Archeologists of Ireland?

Answered: 204 Skipped: 0

ANSWER CHOICES	RESPONSES	
Yes	77.45%	158
No	22.55%	46
TOTAL		204

Q20: How easy or approachable do you find IAI to deal with?

Answered: 204 Skipped: 0



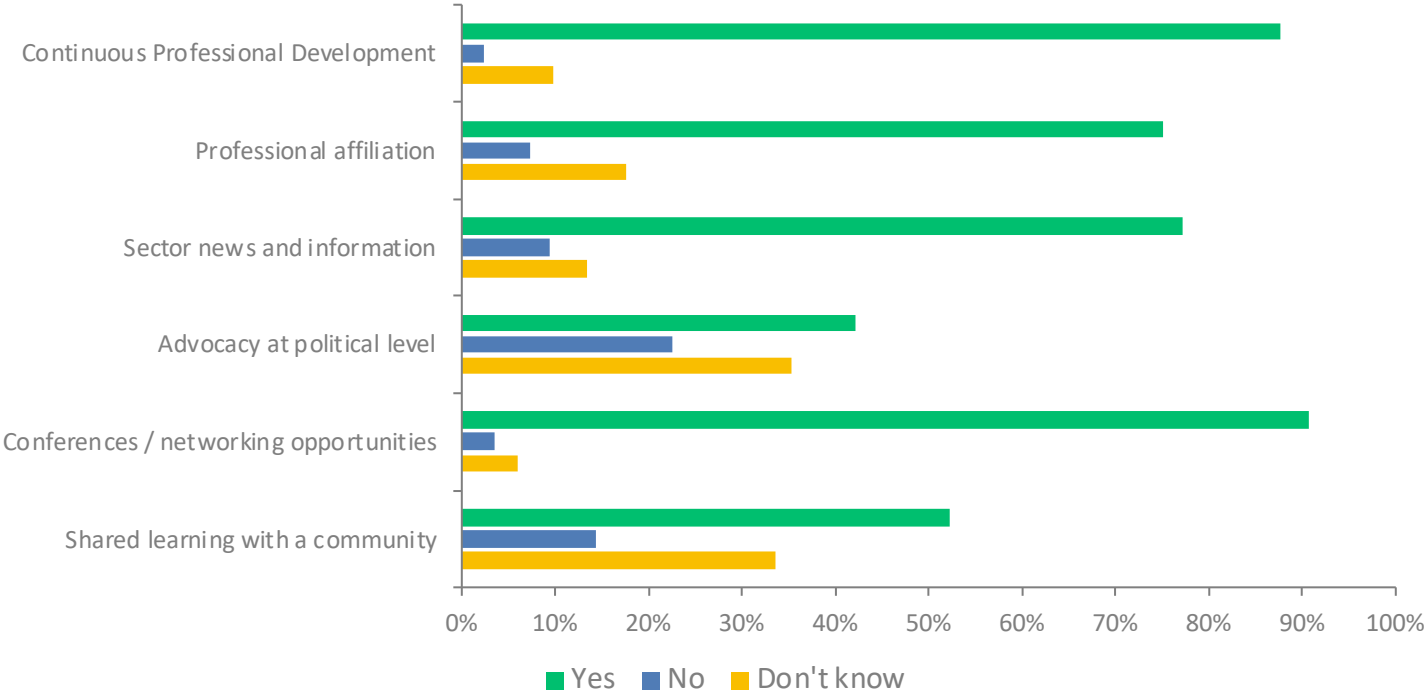
Q20: How easy or approachable do you find IAI to deal with?

Answered: 204 Skipped: 0

ANSWER CHOICES	AVERAGE NUMBER	TOTAL NUMBER	RESPONSES
	68	13,862	204

Q21: To your knowledge, does the IAI provide supports and services to members in the following areas?

Answered: 204 Skipped: 0



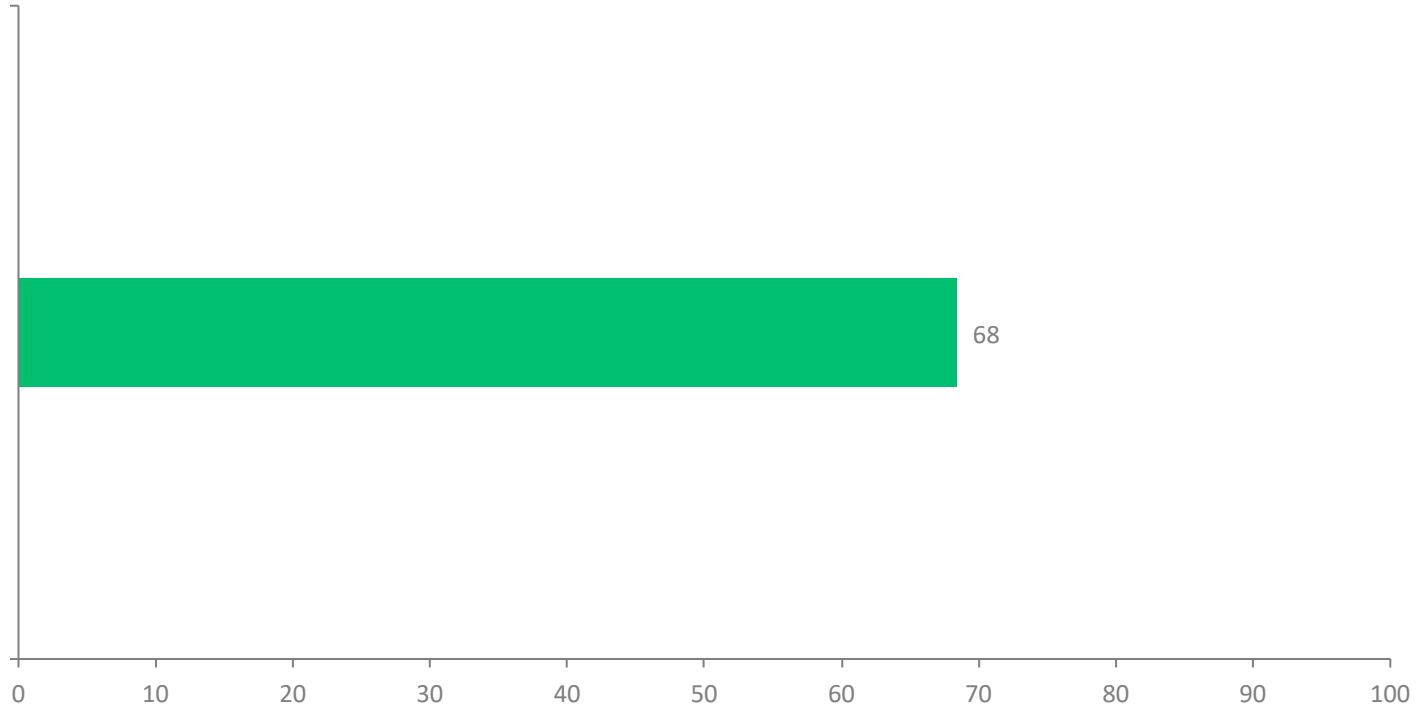
Q21: To your knowledge, does the IAI provide supports and services to members in the following areas?

Answered: 204 Skipped: 0

	YES	NO	DON'T KNOW	TOTAL	WEIGHTED AVERAGE
Continuous Professional Development	87.68% 178	2.46% 5	9.85% 20	203	1.03
Professional affiliation	75.00% 153	7.35% 15	17.65% 36	204	1.09
Sector news and information	77.23% 156	9.41% 19	13.37% 27	202	1.11
Advocacy at political level	42.16% 86	22.55% 46	35.29% 72	204	1.35
Conferences / networking opportunities	90.64% 184	3.45% 7	5.91% 12	203	1.04
Shared learning with a	52.22% 106	14.29% 29	33.50% 68	203	1.21

Q22: How likely would you be to recommend membership of IAI to a (suitably qualified) friend or family member?

Answered: 204 Skipped: 0



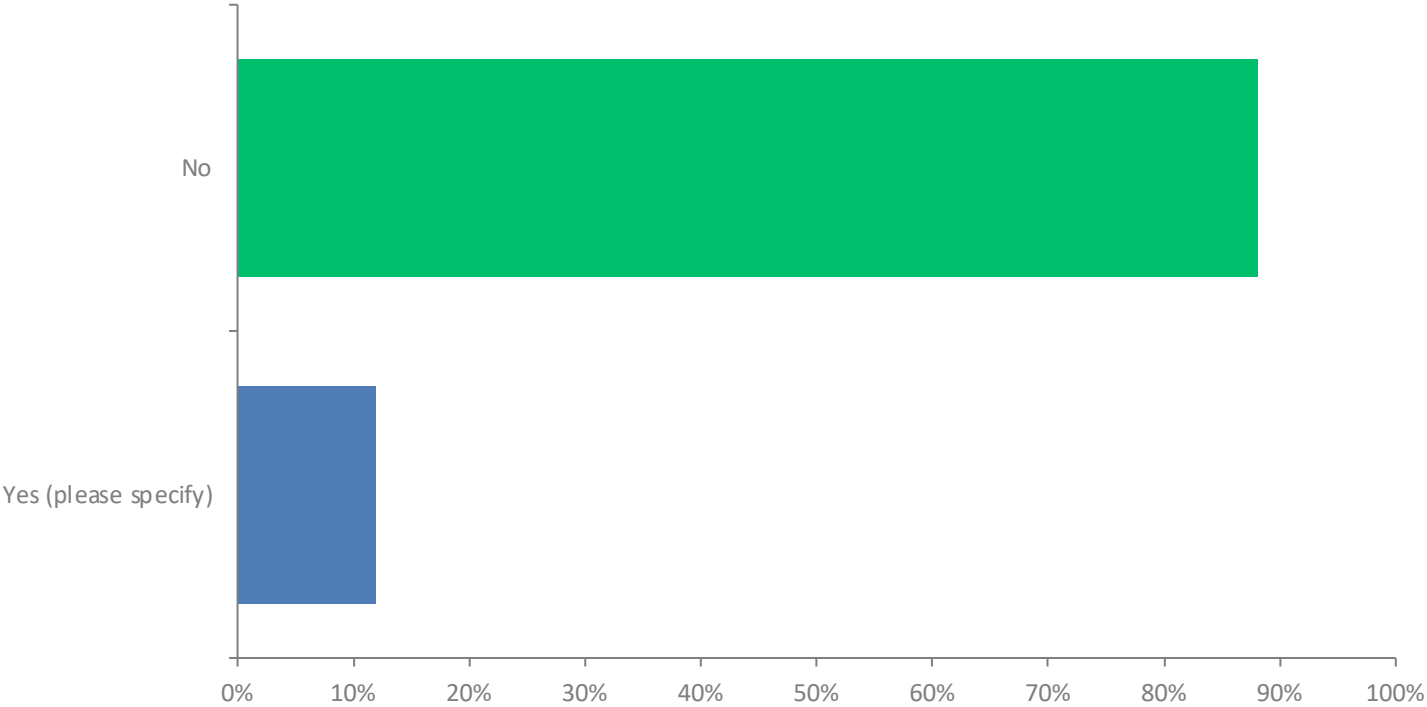
Q22: How likely would you be to recommend membership of IAI to a (suitably qualified) friend or family member?

Answered: 204 Skipped: 0

ANSWER CHOICES	AVERAGE NUMBER	TOTAL NUMBER	RESPONSES
	68	13,954	204

Q25: Is there anything you would like to add?

Answered: 201 Skipped: 3



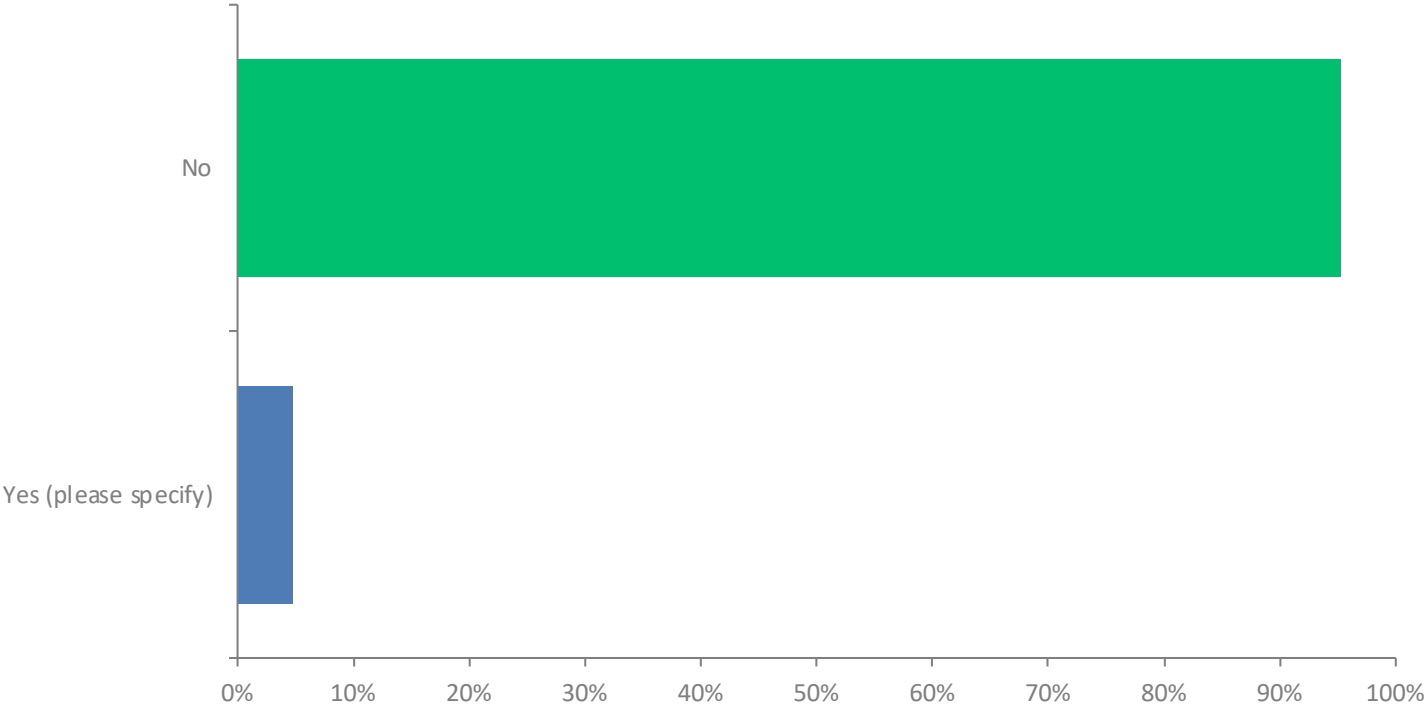
Q25: Is there anything you would like to add?

Answered: 201 Skipped: 3

ANSWER CHOICES	RESPONSES	
No	88.06%	177
Yes (please specify)	11.94%	24
TOTAL		201

Q27: Is there anything you would like to add?

Answered: 42 Skipped: 162



Q27: Is there anything you would like to add?

Answered: 42 Skipped: 162

ANSWER CHOICES	RESPONSES	
No	95.24%	40
Yes (please specify)	4.76%	2
TOTAL		42